

# Effective Shading

**Why is shading Important?**

**Graduated tone is used to create the illusion of space & form in a drawing.**



**Lesson Created by Deborah Symons, Chisholm Academy, Oakville, Canada.**



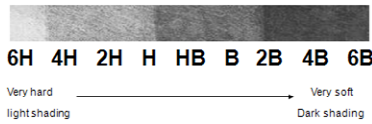
Shading can create dramatic effects.





## Materials Needed For Effective Shading





# Create Your Own Gray Scale of 8-10 values using a range or pencils from dark to light



Do the Following  
Shading Exercises Using  
a Range of Pencils & Erasers.



and these also.



## Half 'n Half Shading Task

Find a black & white photo image you like.  
Cut the image in half, diagonally and glue  
one half onto your page.

Complete the missing half by drawing its  
ghost.

Use your shading skills to make the first half  
match beautifully with the second half.



## Student Examples:

